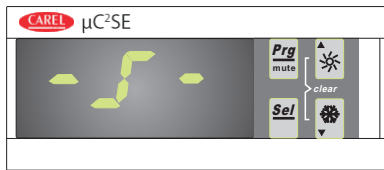






Changing Set Temperature








1. Press  for 5 seconds



Push  three times get to -r- and push 







Use  to go to r03 and press 

To change from heat to cool push the  for 5 second. This turns off the heat mode. Then push  for 5 seconds and you will see the  In the display screen. To change back reverse the process.



Heating set point is -r03-. Cooling set point is -r01-

Use the  or  arrows to get to the desired setting and then push 
Push  3 times until you get back to the display temperature or leave for one minute and the display will go back to the display temperature